

LAFAYETTE TAILORS

A Heritage of Innovation




Lafayette Tailors is

- ✦ an in-the-know lifestyle collection of
- ✦ old school classics imbued with the
- ✦ casual sensibility that is both bred and borne.

The design philosophy of Lafayette Tailors comes from

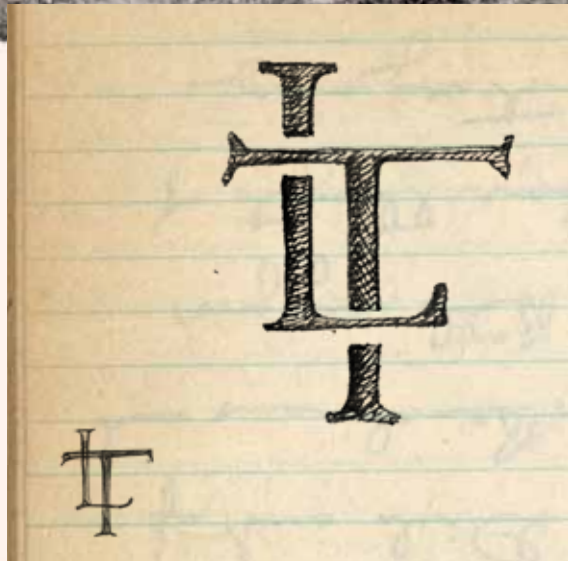
- ✦ a combination of handed down traditions
- ✦ and modern awareness.






LAFAYETTE TAILORS

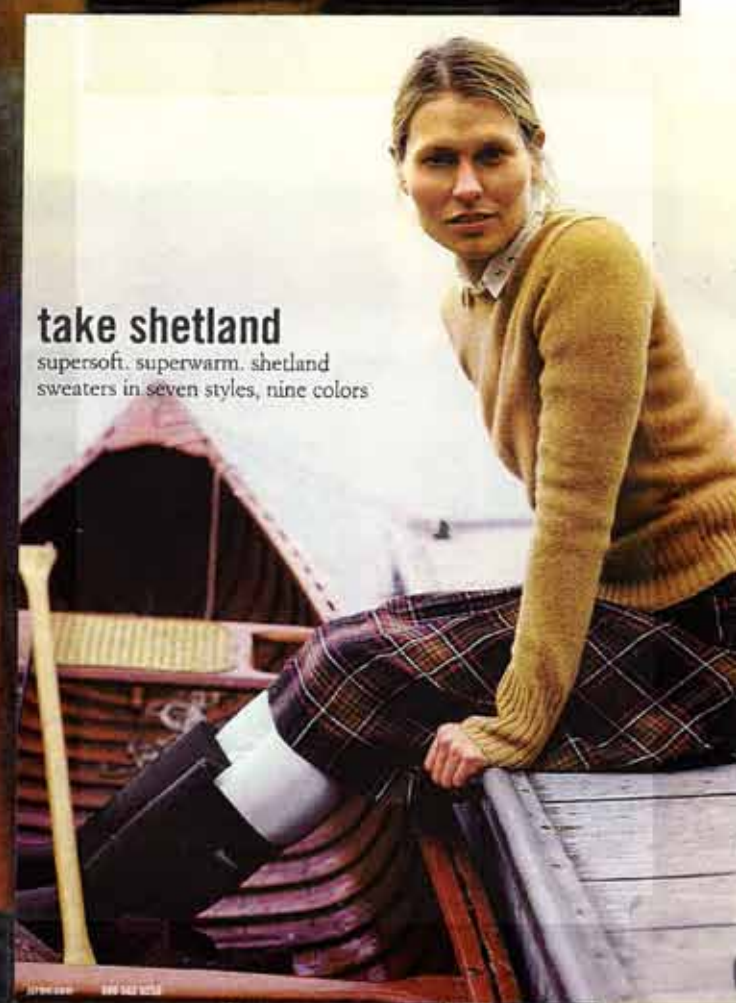
A Heritage of Innovation




TRADITIONAL STYLE WITH THE FRESH ENERGY OF
TODAY...





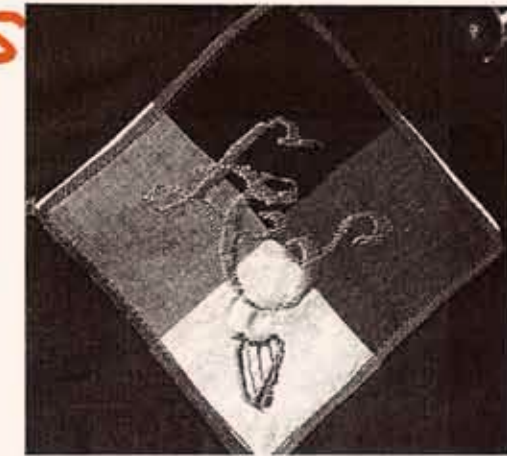
OLD SCHOOL FAVORITES
MADE THE OLD
FASHIONED WAY



take shetland
supersoft. superwarm. shetland
sweaters in seven styles, nine colors



CUSTOM DETAILS



Free-motion embroidery is an easy, entertaining way to personalize shirts (and other home-sewn creations). Options range from simply adding the name and the integral sign









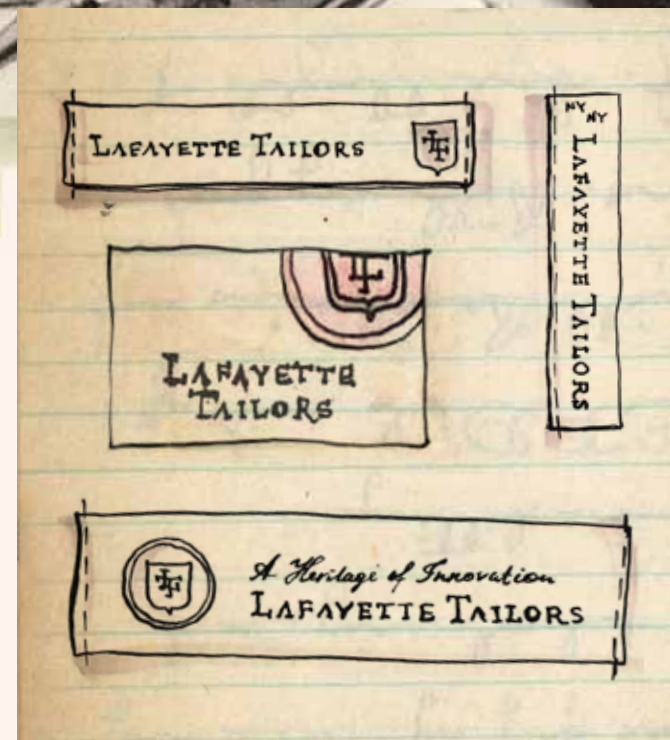

-CLASSIC PATTERNS
in QUIRKY
COLORS-

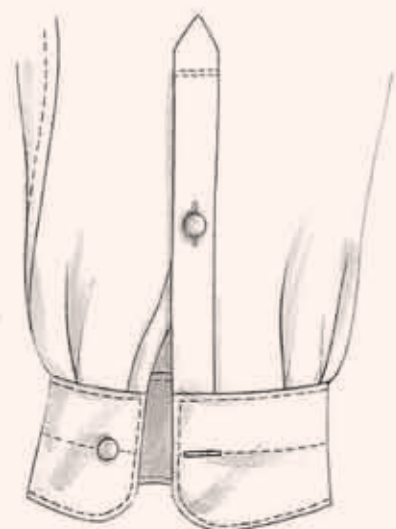


signs of spring


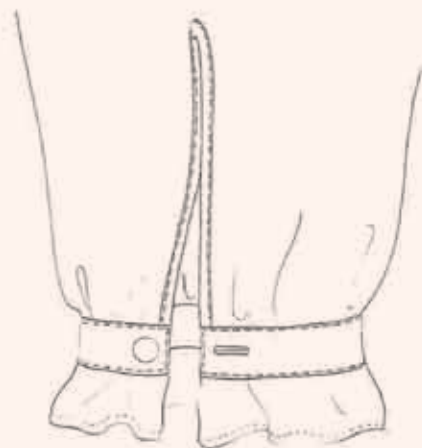


THE PRIVILEGED LIFESTYLE MADE COOL AND CASUAL ...





SHIRT CUFF



- HAND-TOUCHED -



Shirt Trench Coat. Plaid




**GREAT STYLE
IS ALL ABOUT MAKING THE RIGHT CHOICES!**



*MIX OF TEXTURES
OR
MIX OF PATTERNS*



*fine shape...
good toggles.*





TIMELESS CLASSICS.




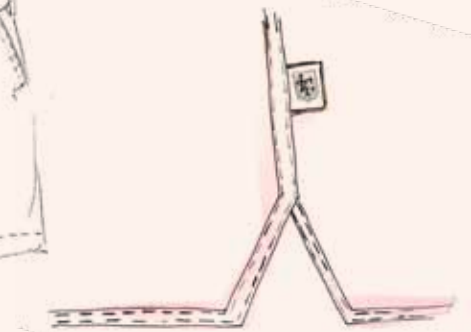
A Heritage of Innovation

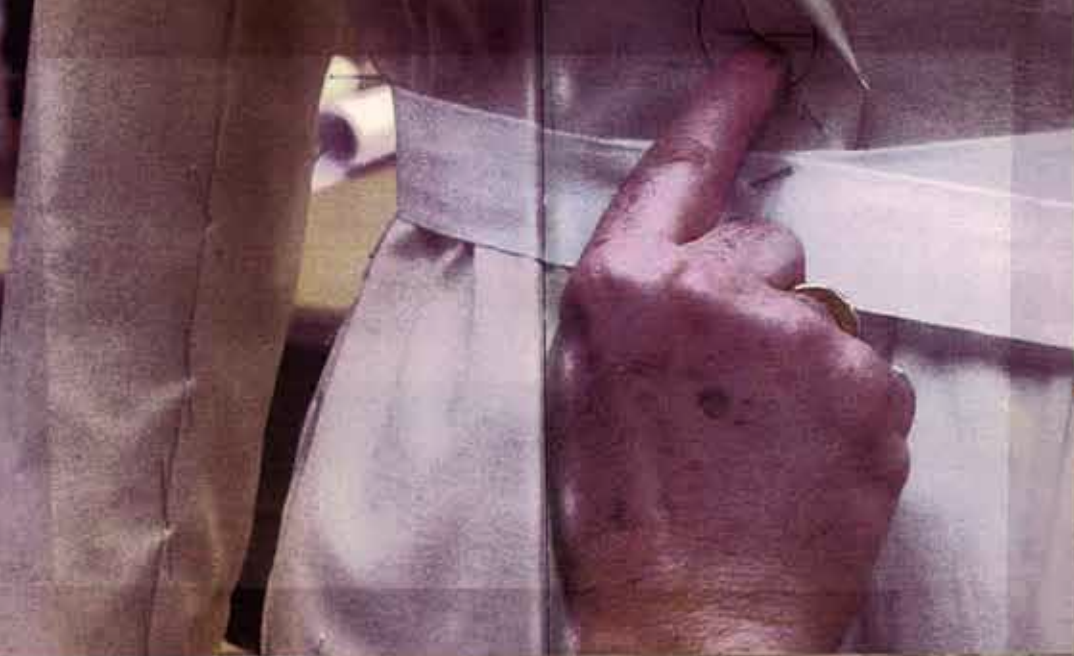
LAFAYETTE TAILORS
offers a collection of modern essentials
that pay homage to the past
and look to the future.
Old School Classics tailored for
the way we live today.

NEW YORK, NEW YORK

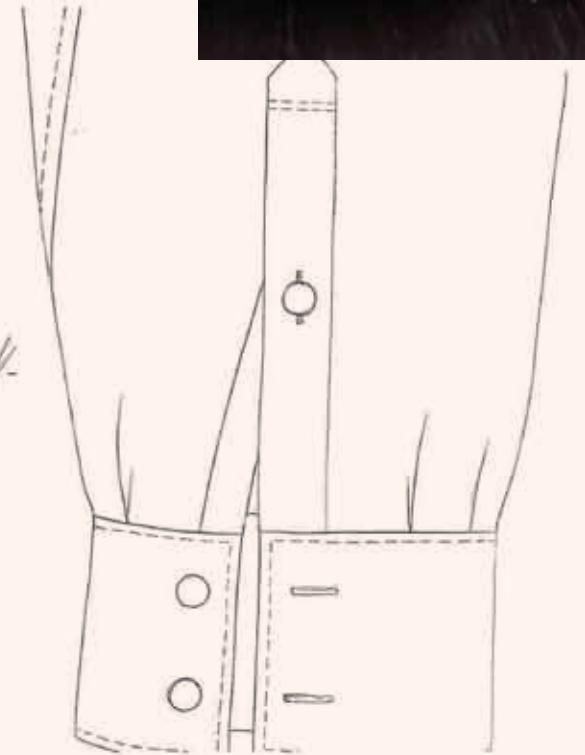


A FAMILY TRADITION





- 2 Button Cuff -



REG	REG
C	D
E	F
G	H


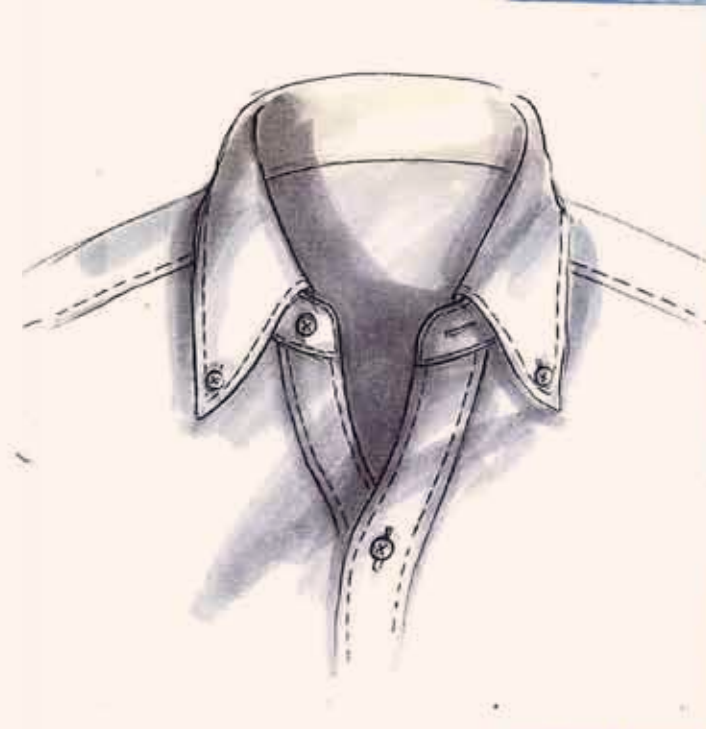

• Monogram - Free - see
• White collar and/or cuff
• Body Cuff - Size or style
specifications
• Stays - Permanent or no
• Portable - one, two or no
• Buttons - Style and color




LUXURY CASUAL



PAPER TRAIL: SINCE 1962, THE TAILORS AT MR. NEO'S HAVE KEPT ALL OF THEIR CUSTOMERS' ORIGINAL PATTERNS STORED IN A LIBRARY.

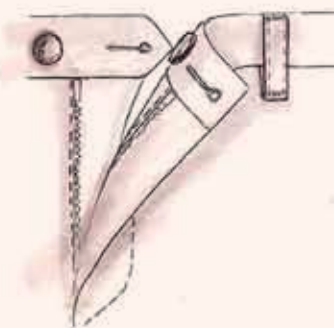



A FRESH STACK OF SNAPPY SHIRTS EACH SPRING —






A NEW TAKE ON TRADITIONAL TAILORING



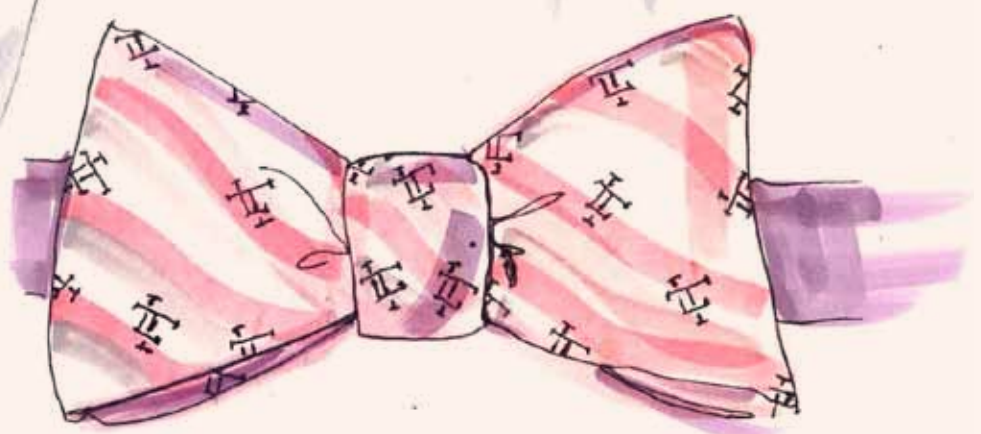


... GREAT STYLE OFTEN SKIPS A GENERATION.



letters on computer machines, which I find too mechanical and thin. But if you have them on your machine, try covering thick sections with free-motion satin stitching, for a glossier, richer letter. If you've got a continuous stitch-width adjustment, try changing the width as you stitch. You'll have to control the hoop with one hand, which is tricky, but it can be done. That's how I made the tapering body of the little harp motif in the photo below.



to wash out the blue... when I iron it dry. Occasionally the marks come back under the heat of the iron, but a little more water and another ironing finally







each line, I bring the needle and take-up lever to their highest position, so I can slide the fabric without the threads catching. This way I can leave the presser foot lever down all the time. I don't snip any of the little

notice what happens when you move the fabric sideways: It's hard to make a smooth line, because the zigzag is going in the same direction as you are. I've found that I have to move the fabric more quickly in the horizontal

THICK/TIN LETTER SHAPES



Practice making simple shapes first, stitching over patterns and lines drawn on the fabric, and moving from one to the next without cutting the thread.

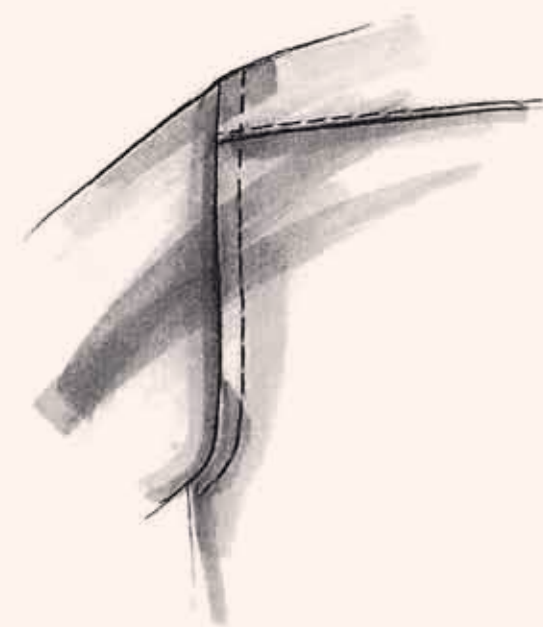


Remains last TRADITIONAL.



MADE RIGHT - INSIDE AND OUT!





... THE REAL DEAL ...

MEMORANDA



MEMORANDA

